



From the Editor, Arthurine

The nominating committee has posted chairperson openings for this all volunteer organization. Please volunteer. Open positions are posted in this newsletter. I would like to put in a plug for someone filling the f/stop chairperson. Jack Houser filled this position before becoming president of the club and continued in this role the last two years. Thank you, Jack! This is the largest f/stop this year. As always, thanks everyone for your contributions.


The club has certainly grown since I joined two years ago. Some new functions have been added like the Member Choice EOY awards in 2007 and the award to “best use of photography” at the science fair in 2008. One of this year’s science fair winners sent us a great thank you letter. One function, club-sponsored field trips, was removed last year. I know I really missed this component of the club. Other volunteers stepped up and organized No Reservation/No Regret trips and the ever popular mid-week mauraders.

With or without volunteers like you, what functions will be added or removed next year? For example, we need a volunteer to mail out the hardcopy f/stops. Without this person, this function will be suspended. Maybe it should? Maybe the historian position is not needed in the digital world? What about the snacks coordinated by the hospitality chairperson? Or, the exceptional mentorship program this year? Or, ...

Photography is fun but so is learning desktop publishing.
There is always room for more on the f/stop committee.



*Is this an image of a
past ELCC president?
a CNBC anchorman
No, it is actually Ron Insana*



Title: Let me out ... If you dare Copyright: John Palmer

The image is a photo of a shattered mirror at the Santa Fe Prison. Then it was cropped, flipped, and carefully pasted. Some Photoshop tweaking was used to fix interface anomalies. So if you want to try something like this, you just have to go to prison or on an ELCC photo shoot.



Mid-Week Marauders 2007-2008

The mid-week marauders are not mentioned often in the monthly newsletter since they use the more timely Yahoo mailing groups and ELCC website for communications. I compiled this list for last year's f/stop and thought it was worth repeating to give you ideas. Impressive shooting opportunities Albuquerque has to offer.

ELCC mid-week marauder field trips visited:

- Tinker Town
- Albuquerque BioPark
- Auto Recyclers
- Casa San Ysidro, Corrales
- New Mexico State Fair
- Los Poblanos Inn
- Wildlife west Nature Park, Edgewood
- Forth of July Campground, Manzano
- Downtown Albuquerque
- Musuem of Natural History and Sciences
- Sasebo Japanese Gardens
- DeAmenti Equestrian Center
- Rio Grande Zoo
- KiMo Theatre
- BioPark River of Lights
- St Paul's Lutheran Church
- Sandia Park Ski Area
- Los Poblanos Field's Open Space
- Bosque del Apache
- TEMA Furniture Store
- Santa Fe Plaza
- Anderson-Abrazzo International Balloon
- Explora
- New Mexico Symphony Orchestra
- Kasha-Katuwe Tent Rocks National Monument
- StarBase-La Luz Academy



Mid-Week Marauders 2008-2009

As the year comes to an end, I wanted to acknowledge all that participated and organized these outings. More impressive shooting opportunities that Albuquerque and outlying sites has to offer. Special thank you goes to Tom Kilroy.

ELCC mid-week marauder field trips visited:

- Buddhist Temple
- Albuquerque Civic Plaza
- Southwest Auto Recyclers
- Ojito Wilderness Area
- New Mexico State Fair
- Del Agua Overlook, Sandia Mountains
- Trinity Site/Very Large Array
- Forth of July Campground, Manzano
- Downtown Albuquerque
- Museum of Natural History and Sciences
- Rio Grand Nature Center
- Shidoni Foundry and Sculpture Garden
- Kinney Brick Factory
- Los Pablanos Fields Open Space
- BioPark River of Lights Night Shoot
- Rail Runner to Santa Fe
- Unser Racing Museum
- Hawks Aloft at Elena Gallegos Picnic Grounds
- Bosque del Apache
- Embudito Canyon
- Santa Fe Plaza
- Santa Fe Penitentiary
- BioPark Spring Shoot
- Kasha-Katuwe Tent Rocks National Monument
- What a year! Did I miss a location?



Movie Review -- 5 Stars

The Walt Disney Studios will celebrate Earth Day 2009 (April 22nd) with the debut of "Earth," the first feature-length nature documentary from its new production banner, DisneyNature.

Follows the epic migratory journeys of four animal families as well as the earth's journey around the sun and the massive influence it has on all life on the planet, from the Arctic spring to the Antarctic winter.

<http://www.youtube.com/watch?v=tkA-2Mg181k>

Dodging and Burning Part II

A few months ago we mentioned that we would have some more information on how to lighten shadows (dodging). The other side of the coin is burning, darkening selected parts of the photo. During the judging Keith Bauer described a technique he uses for dodging and burning. In a discussion after the meeting Eric Jones described to Keith a modification that works even better. The following is a copy of the technique as Keith described it in an e-mail to the ELCC e-mail group. (Thanks to Keith and Eric)

1. Create a Blank Layer above the image. (This is the nice change, no need to fill it with 50% gray that I mentioned last night)
2. Change the Blending mode for the blank layer to Soft Light
3. Choose the Brush Tool. Set the colors to the Defaults of Black / White (D Key)
4. Set the opacity of the brush to about 20% as a starting value (fine tune as you see fit).
5. If you want to Burn parts of the image use the Black brush (choose a soft edge brush). If you want to Dodge parts of the images use the White brush.

Adaptations:

I: You can always change the opacity of the layer to fine tune the adjustment, or go back and erase parts you don't like on the blank layer.

II: For extra control, you can do your burning on one layer and dodge on a separate layer.

III: Additionally, to soften the edges of your brush, change the hardness to either have crisp (towards 100%) or feathered (towards 0%)



Nickolas J. Sewell
5016 San Timoteo Ave NW
Albuquerque, NM 87114
April 13, 2009

Dear Mr. Toepfer and the Enchanted Lens Camera Club,

I am writing to express my sincere thanks for your recognition and generosity in awarding my junior science project "Shake, Rattle, and Absorb" during the 49th Annual Central NM Science & Engineering Research Challenge. I am much honored to be the recipient of this award.

The use of digital photography was a key element to my diagnostic analysis of my data. Without the use of my digital camera and tripod, I would have been unable to accurately capture and analyze my data for the work absorption. I would also like to thank you for your invitation to your meeting. It was a great experience. I loved having the opportunity to see professional photography done with all the high-tech equipment. I hope to incorporate the use of photography in future projects.

Thank you again for this award and recognition. I appreciate your generosity.

Sincerely,

Nickolas J. Sewell

Nickolas J. Sewell

Volunteers Needed!

Submitted by Darrel Patterson (airmale@comcast.net)

I'm sure you've all heard of the Special Olympics, no? My brother, who has Down Syndrome, has been a participant for almost 20 years now. My involvement has mostly been driving him to practices and competitions, and of course, taking pictures.

At a recent event, I met Oscar Solis who is the Media and Public Relations Director for the New Mexico Special Olympics. I was taking some pics of my brother and he remarked about my "big" digital camera. (If you have a big camera, you must be a good photographer, right!) I asked him if he wanted copies of the pictures I was taking and he said he did. They don't have money to hire a pro and rely mostly on getting snapshots from friends and families of the participants.

So that gave me an idea. I know that a number of club members are always looking for new subjects for their photos and/or just like using their photography to help a cause. I will post notices on the Yahoo email list before some of the events. If you're interested in participating, you can talk to me at a meeting or email me at; abqphotog@gmail.com.

Basically, the Special Olympics events boil down to; Area Games*, the annual State Games and fundraising events. The area games are very informal and there is little to no restriction with access. The State games are held in Abq. on the last weekend in May. The State Games have (somewhat) elaborate opening and closing ceremonies in addition to the events. Oscar can provide us with media passes for access to restricted areas.

Lastly there are a number of fundraisers held throughout the year. Many events come under the umbrella of the "Law Enforcement Torch Run".

Some links for more info:

Torch Run: http://www.sonm.org/information2.php?info_id=4

NM State Yearly Games: http://www.sonm.org/information5.php?info_id=16

Their online photo album (you can see they need help!) <http://www.sonmphotos.myphotoalbum.com/>

Area 5 schedule: http://www.sonm.org/information5.php?info_id=6

*Area Games—The state is divided into 6 geographical areas in which each hold their own games throughout the year. Area 5 is central NM including Albuquerque. Most Area 5 events are held in Albuquerque. While the state games have to limit the number of participants, the Area games can include everyone.



Photo Title: Bocce Ball

The 12th Annual Placitas Studio Tour

Submitted by David Cramer

Date: May 9 & 10

Time: 10 am -5 pm

Location: 4 Calle Ponderosa

Placitas, New Mexico

Tel: 505-771-0236

The Placitas Studio Tour is fast approaching. I will be Studio #6... just follow the signs or stop by the welcome tent on Hwy 165 for directions. Directions - I-25 to exit 242 (Placitas/Bernaillo). Head east, toward the mountain. (The Tour Welcome tent will be on your right.) Drive almost two miles, take a left on Tierra Madre. Another 1.7 miles and Calle Ponderosa will be on your left.

This is always a great event. Come enjoy the beautiful Spring weather and take in the views from the foothills of the Sandia. This year the tour offers a wonderful variety of very talented artists.



RAFFLE RAFFLE RAFFLE!!

Drop by and visit, then enter a drawing for a free copy of my book Placitas: A Place for Horses.

<http://www.blurb.com/bookstore/detail/214528>

Photography Workshops

New in-the-field photography workshops are up online. These are designed to be informative, exciting, and loads of fun. Workshops are open to all levels of experience, but do require minimal working knowledge of your camera. You can read about the workshops at <http://www.davidcramer.com/blog/?cat=25> .

Be sure to check out the Participant's Gallery. Two new workshops will be offered in conjunction with PhotoSantaFe. These will cover Chaco Canyon, Autumn in the Jemez, Autumn in Northern New Mexico, and horses (of courses). I'll get them posted as soon as the details are worked out.

E-mail: david#@davidcramer.com

<http://www.davidcramer.com>

EXPO NEW MEXICO'S

2009 PHOTO WORKSHOP

FREE • FREE • FREE • FREE • FREE • FREE • FREE • FREE • FREE • FREE •



SATURDAY, MAY 30 1pm to 3pm

INCREASE YOUR CHANCES OF WINNING AN AWARD AT
THE 2009 NEW MEXICO STATE FAIR

ALL AMATEUR **PHOTOGRAPHERS**
INVITED TO ATTEND
A PHOTOGRAPHIC CRITIQUE & DISCUSSION

Three OF YOUR
BEST PHOTOS TO BE
CRITIQUED BY OUR 2008 NMSF JUDGES
(PLEASE LIMIT TO THREE PHOTOS PER PERSON)

AFRICAN AMERICAN PAVILION

(Where The Photo Exhibit Was During NMSF 2008)

Bonus: Carol England, Of Hiland Framing, Will Give A Lecture On Proper Dry Mounting Techniques & Tips For Formal Presentation Including Matting And Framing.



This Will Be An Open Forum So You May Ask Questions And Receive Suggestions For Improvement On Your Images. Scores Will Not Be Assigned To Your Photos, As This Is An Informal Critique To Assist You In Improving Your Skills For Future Competitions.

FREE

PLEASE R.S.V.P BY FRIDAY, APRIL 24, 2009 CONTACT ERIC JONES AT EDJONES_NM@YAHOO.COM

FREE

Click! Photography Gallery

Contact: Kim Ashley, Owner

Phone: 505.307.1808

Email: workshops@clickphotogallery.com

FOR IMMEDIATE RELEASE

TWO DIGITAL PHOTOGRAPHY WORKSHOPS IN MAY

The Basics—Mastering Your Canon SLR Digital Camera

May 9 (Saturday morning) 9 am – 12:15 pm. \$39 workshop fee.

Presented by Kim Ashley

Three-Hour Workshop. Beginner Level. No Photography Experience Necessary.

This three-hour workshop is designed especially for individuals who own a Canon SLR digital camera but who have minimal experience with digital photography. Taught by professional photographer, Kim Ashley, the workshop takes the mystery out of the camera's controls, settings, dials, and menus. Emphasis is placed on practical and creative application rather than theory. Through hands-on experience with your own equipment, you will learn how to master your camera. If you are looking for a way to get professional results from your digital camera—and have fun while you are doing it—then this workshop is for you.

Beyond the Basics—Mastering Your Canon SLR Digital Camera

May 23 (Sat) 9 am – 1:00 pm. \$49 workshop fee.

Presented by Kim Ashley

Four-Hour Workshop. Intermediate Level. Basic Understanding of Camera Operations Required.

This four-hour workshop is designed for individuals who own a Canon SLR digital camera and have a basic understanding of camera settings, features, and controls. Taught by professional photographer, Kim Ashley, the workshop goes beyond the basics, showing you how to achieve creative and professional results with your camera. Topics include how to customize camera settings; how to gain creative control over metering, exposure, and focus; how to get great color through white balance, color space, and picture styles; how to creatively control depth of field; how to get tack sharp images; how to handle a variety of difficult or unusual lighting conditions; and how to shoot sunsets, lightning, rainbows, and phases of the moon. Finally, working with your own camera, you will practice what you have learned in actual photo situations, including outdoor portraits, action shots, and close-ups.

To register for either or both workshops, or for more information,
call Kim Ashley at 505.307.1808 or email workshops@clickphotogallery.com.

Co-Hosted by Sky Dog—The Art Space

Lori Barrett, Owner

Gallery: 505.344.9438 or Toll-Free: 866.639.6392

Click! Photography Gallery

Contact: Kim Ashley, Owner

Phone: 505.307.1808

Email: info@clickphotogallery.com

“Symbols of Transition—Doors, Windows, and Ladders”

Fine Art Photography Show: May 22 – June 14

Meet the Artists: May 24 (Sun) 10 am – 3 pm & May 30 (Sat) 5 am – 7:30 pm

Location: 7103 4th Street, Bldg M, Los Ranchos (Home of *Sky Dog—the Art Space*)

Artists on Exhibit: Robert Medina Cook, Charlotte Gardner, Rebecca Golding, Marilyn Hunter, Valerie Isenhower, Linda Laitner, Urey Lemen, Patrick O’Brien, Tomas Spross, and Kim Ashley

Gallery Hours: Thursday & Friday 1 – 6 pm. Saturday & Sunday 10 am – 3 pm.

Los Ranchos, NM. The *Click! Photography Gallery* announces an exciting new exhibit of fine art photography that depicts doors, windows, and ladders of the American Southwest. Throughout the Southwest, doors, windows, and ladders are given architectural prominence. These universal icons appeal to us on a deep level because they symbolize transitions—thresholds between the sacred and the profane, and pathways to higher levels of being, wisdom, and truth. The artwork of ten local, award-winning photographers are featured, whose dramatic images of doors, windows, and ladders capture the universal appeal of spiritual transition and transcendence.

“People like photographs of doors, windows, and ladders of the American Southwest,” claims Kim Ashley, owner of the *Click! Photography Gallery* on 4th Street in Los Ranchos, NM. “That’s because, on a deeper level of awareness, these architectural features represent universal symbols of transition and transcendence.”

Throughout New Mexico and the American Southwest, doors, windows, and ladders are given prominence in architectural design. Oftentimes, doors and windows are adorned with ornate carvings of saints or painted with vibrant colors, while slender, pole ladders lean mysteriously against adobe walls and pueblo homes.

In every culture, doors and windows are threshold symbols. In Sumerian myth, for instance, the goddess Inanna descends into the underworld, passing through seven doors, before attaining spiritual insight. In Egyptian temples, the door symbolizes access to *Amenta*, where the individual soul is united with the universal soul. And, in the Christian gospels, Jesus tells his followers: “I am the door,” suggesting that he is the way between the profane and the sacred worlds.

Ladders, too, have deep spiritual meanings. In the Egyptian Book of the Dead, for instance, Horus holds a ladder to heaven so that humans may ascend to the gods. And, in the Old Testament, when Jacob lays down to sleep, he dreams of a ladder reaching up into heaven, where angels ascend and descend. Finally, ladders also play a role in Hopi, Navajo, and Pueblo traditions, being the way that initiates descend into the kiva, a place of religious ceremony.

“Symbols of Transition—Doors, Windows, and Ladders” features the artwork of ten local, award-winning photographers, whose powerful images of doors, windows, and ladders capture the universal essence of spiritual transition and transcendence.

In addition to the “Symbols of Transition” show, the public may also view and purchase the artwork of these ten local artists at the *Albuquerque Photographers Gallery* in Old Town Albuquerque. Website: www.abqphotographersgallery.com.


“Symbols of Transition” Show

Co-Hosted by *Sky Dog—The Art Space* Lori Barrett, Owner

For more information on the show, please contact Kim Ashley, Owner,
(505) 307-1808 or info@clickphotogallery.com

*Click ! Photography Gallery
Symbols of Transition
Doors, Windows, and Ladders*

Copyright Kim Ashley



Copyright Robert Medina Cook




Copyright Kim Ashley



Copyright Robert Medina Cook

Copyright Kim Ashley



Copyright Linda Laitner



Copyright Robert Medina Cook

AFRL La Luz Academy Mars Miniaturized Optics Probe Mission Link-Up Day Event, 8 May 2009

At the Albuquerque Convention Ctr., Albuquerque, NM

Visitor Instructions

- 1) Park at the Albuquerque Convention Center. **Cost: \$6.00.**
 - a) The parking structure is on the south side of Martin Luther King Jr. Ave. and west of Broadway (A1). See map.
 - b) Enter the West Complex of the Convention Center (B), and check in at Mission Control, located in Ballroom B.

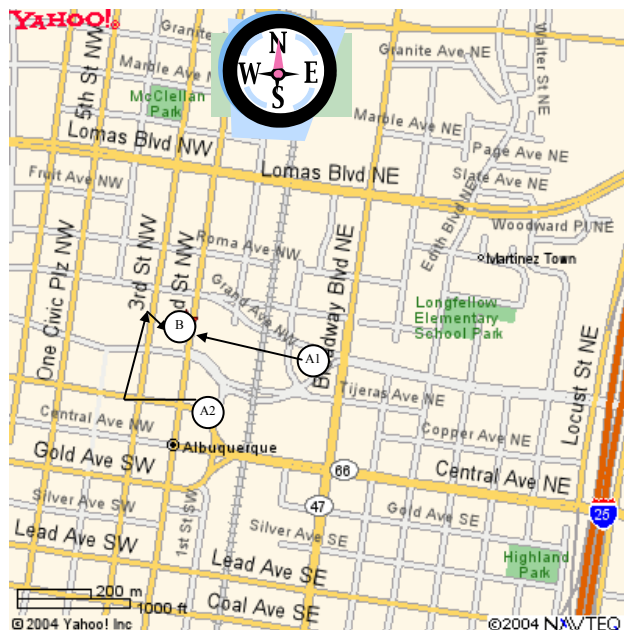
Or:

- 2) Ride the *Albuquerque Rapid Ride* bus or the *Rail Runner* train.
 - a) See www.cabq.gov/transit/pdf/JUL766RAD.pdf for a map of Rapid Ride station locations.
 - b) Exit the bus/train at the Alvarado Transportation Center at Central and 1st Street (A2), then walk two blocks west to 3rd Street and one block north to Tijeras. See map.
 - c) Enter the West Complex of the Convention Center (B).

While at the Event:

- 3) a) The Public Events portion of the event is from 10:00 am–1:00 pm.
 - b) Concessions will be available for you to purchase at the Convention Center.

Note: Please DO NOT distract the students while they are working. The students have been preparing for this event for many months, and have a lot to do in a relatively short time frame. Thanks!



Volunteers Needed!

The AFRL (Air Force Research Laboratory) is looking for volunteers to photograph our annual Link-Up Day events. The first one was held in Las Cruces, NM, at Dickerson's Barn, on Friday, April 24, 2009. However, the second one will be held at the Albuquerque Convention Center on Friday, May 8, 2009, from 9 am to 1 pm. It's a great opportunity to photograph scores of fifth graders as they simulate going on a manned mission to Mars. Some ELCC members went last year, and they had a lot of fun and got some great shots.

Photographers may use their photos as they like afterwards, all I ask is that you try to avoid shooting or using students wearing a "no pictures please" badge, and you send me a copy of your photos so that I may use them in newsletters and other needs. Provide your name with your photos and I will put a byline on any photos I use. Invitations will be available soon.

The photo is by Tom Kilroy taken in 2008 Link Day.

For more information, contact Steve Burke, 453-0009, or Stephen.burke@kirtland.af.mil.



The f/Stop is your club newsletter!

The f/stop is a monthly newsletter published by the Enchanted Lens Camera Club. The publication is made available electronically via the Internet.

How to submit articles? On the archival f/Stop page on the ELCC website, there is a submit button. Since the medium is electronic, there is little or no limitation on length. The main guidelines are to make sure there are no copyright violations and the articles are educational. No commercial advertisements.

When is the deadline? In order to have the newsletter available by the first meeting of the month, the deadline for submitting articles will be the last Thursday of the previous month. Of course, the earlier the submission the better.

What format do the articles need to be? No real restrictions are in place. The f/Stop will be published using Adobe® InDesign which is very flexible in reading all data types. We will get back to you if we need any other information.

May I submit photographs? Attachments (again almost any format) are welcome especially color images. The printed version will still be in black and white. The on-line version will be in full 300 dpi color.

Should I sign up for refreshments? Oh, this has nothing to do with the newsletter. Since this frequently asked question section will be in every newsletter, I thought it would be nice to mention. The hospitality committee wants to keep the refreshment tradition going!

Disclaimer: The staff (sounds official, huh?) of the f/Stop has no obligations to use any photo or text submitted although we will make every effort to publish member contributions on a timely and professional manner. We do highly solicit input from the members.